



GUJCOT TRADE ASSOCIATION

WEEKLY REPORT 11-Dec-2021

Market Movement from 06th Dec 2021 to 11th Dec 2021.

- NY March started this week with triple digit gain and hold the gain throughout week with minor changes in last four days. Ultimately closed at 106.23 with 203 points gain.
- WASDE was generally neutral with minor changes. A small quantity in US crop increased.
- World's consumption increased and production lowered. Also, correction in Indian opening stock. So, worlds ending stock decline by 1.2 million bales.
- Export sales was healthy to nearly 3.90 lakh bales. But shipment was in slower pace with 1,23,500 bales shipment during the week.
- Indian daily arrival increased to 1.50 lakh to 1.80 lakh bales a day.
- Gujarat shankar-6 price softened but still holds key support near 65,000 Rs per candy.
- Buying slowed down due to lower yarn demand and yarn price.
- Exporters are active for December shipment.
- Gujarat arrival is nearly 40,000 to 45,000 bales a day.
- Indian currency is weaker against USD at 75.76 Rs/USD.
- Indian basis are in positive territory.
- In next week we hope to get better arrival of 2 lakh bales a day.



GUJCOT TRADE ASSOCIATION

WEEKLY REPORT 11-Dec-2021

Gujarat District wise Cotton Sowing

Gujarat Districtwise Cotton Sowing Till 11-October-2021			
Kutch	546	Saurashtra	15,603
Kutch	546	Surendranagar	3,347
		Rajkot	1,982
North Gujarat	1,948	Jamnagar	1,294
Banarsakantha	399	Porbandar	41
Patan	462	Junagadh	346
Mehsana	322	Amreli	3,019
Sabarkantha	423	Bhavnagar	2,227
Gandhinagar	204	Morbi	1,812
Aravali	138	Botad	1,382
		Gir Somnath	111
Middle Gujarat	2,959	Devbhumi Dwarka	42
Ahmedabad	975		
Anand	14	South Gujarat	1,484
Kheda	136	Surat	45
Panchmahal	126	Narmada	535
Dahod	3	Bharuch	796
Vadodara	749	Dang	0
Mahisagar	73	Navsari	0
Chota Udaipur	881	Valsad	0
		Tapi	109
TOTAL			22,540
TOTAL (Last Year)			22,792
All Figures in '00 Hectares			
Source :- Agriculture, Farmers Welfare and Co-operation Department Government of Gujarat			



GUJCOT TRADE ASSOCIATION

WEEKLY REPORT 11-Dec-2021

Global

US Weekly Export Sales

- Net UPLAND sales of 3,82,600 RB for 2021/2022 were up 2 percent from the previous week and 83 percent from the prior 4-week average.
- Increases were primarily for China (147,700 RB), Turkey (96,100 RB), Vietnam (68,400 RB, including 200 RB switched from Japan), Pakistan (25,300 RB), and Thailand (11,700 RB).
- Net UPLAND sales of 18,100 RB for 2022/2023 primarily for Pakistan (15,000 RB), were offset by reductions for China (1,200 RB).
- UPLAND Exports of 1,14,800 RB were up 61 percent from the previous week and 37 percent from the prior 4-week average.
- The destinations were primarily to China (32,400 RB), Mexico (16,000 RB), Turkey (10,200 RB), Peru (7,900 RB), and Indonesia (7,700 RB).
- Net PIMA sales of 7,100 RB were up 10 percent from the previous week, but down 45 percent from the prior 4-week average.
- Increases were primarily for Vietnam (3,500 RB), Pakistan (1,300 RB), India (500 RB), China (400 RB, including decreases of 900 RB), and Thailand (400 RB).
- Total PIMA net sales of 900 RB for 2022/2023 were for Egypt.
- Exports of 8,700 RB were up noticeably from the previous week and up 41 percent from the prior 4-week average.
- The destinations were to India (3,600 RB), China (1,900 RB), Pakistan (1,500 RB), Egypt (1,300 RB), and Thailand (400 RB).

US Export Sales	02-Dec-2021
Marketing Year 2021-22	
Upland Gross Sales	3,86,200
Cancellation	3,600
Net Upland Sales	3,82,600
PIMA Gross Sales	8,000
Cancellation	900
Net PIMA Sales	7,100
Total Gross Sales	3,94,200
Total Cancellation	4,500
Total Net Sales	3,89,700
Shipments	
UPLAND	1,14,800
PIMA	8,700
Total Shipment	1,23,500
Marketing Year 2022-23	
Net Upland Sales	18,100
Net PIMA Sales	900
Total Net Sales	19,000
All Figures in US Running Bale	



GUJCOT TRADE ASSOCIATION

WEEKLY REPORT 11-Dec-2021

Gujarat Spot Rate Weekly Changes

Variety	Staple Length	Mic.	04-12-21	11-12-21	Change	Change (in Per.)
					W/W	W/W
Shankar 6	29 mm	3.8	65,250	64,450	-800	-1.24%
V-797	13 % Trash		36,900	36,100	-800	-2.22%
MCX Spot Rate			31,910	31,010	-900	-2.90%
USD-INR Exchange			74.87	75.16	0.29	0.39%

Average Rate of Last week

Variety	Staple Length	Mic.	Price Range		Average Of 6 Days
			Low	High	
Shankar 6	29	3.8	65,000	65,550	65,342
Shankar 6	28.5	3.7	No Quote	No Quote	No Quote
Shankar 6	28	3.6	No Quote	No Quote	No Quote
Shankar 6	27	3.2	No Quote	No Quote	No Quote
Shankar 6	26	3.0	No Quote	No Quote	No Quote
V-797	13% Trash		36,300	36,900	36,683
MCX Spot Rate			31,440	31,680	31,590
USD Exchange Rate			75.42	75.76	75.56

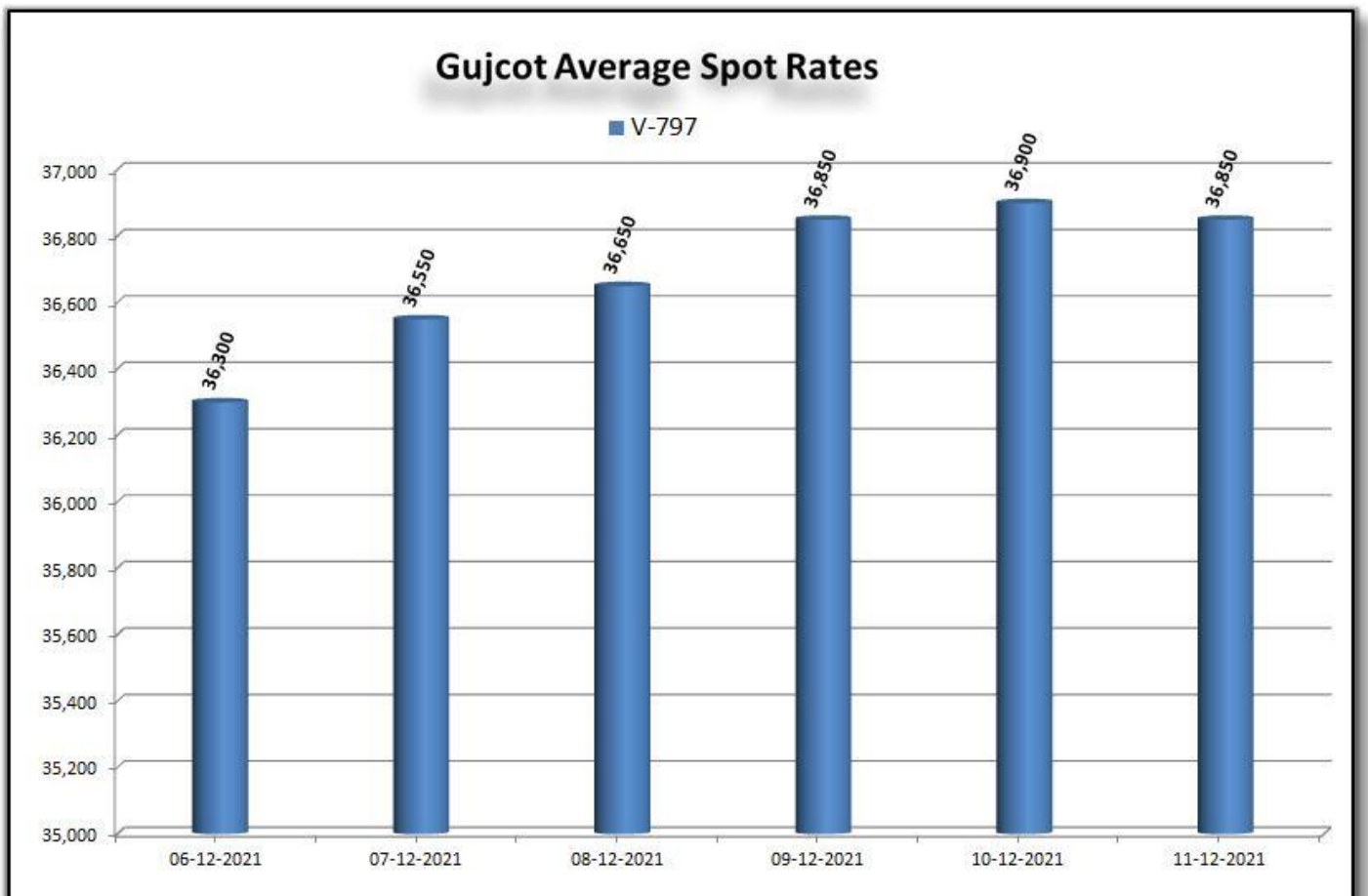
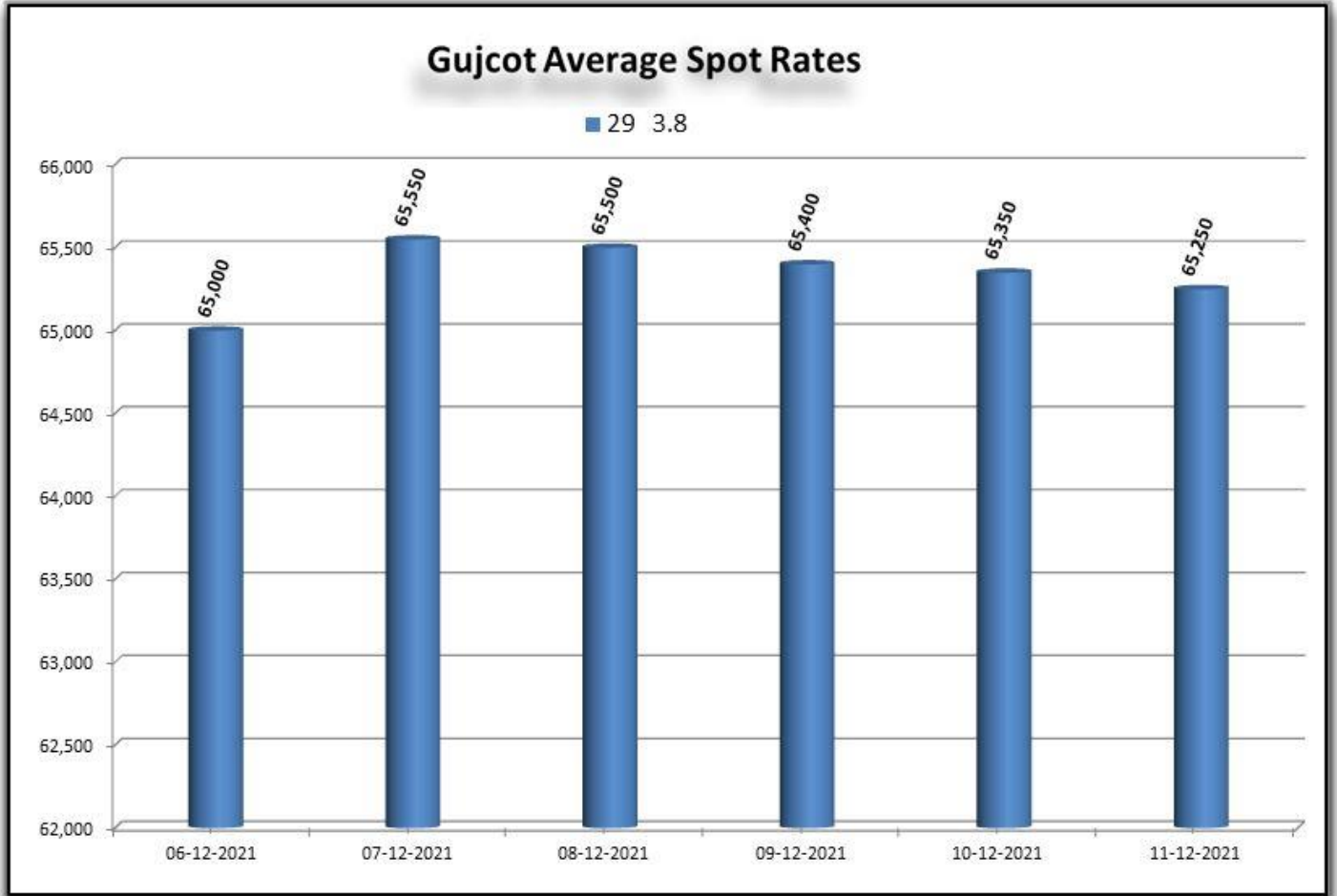
Rate Of Last Week

Date	29 3.8	V-797	MCX Spot Rate	USD-INR Exchange
06-12-2021	65,000	36,300	31,440	75.42
07-12-2021	65,550	36,550	31,580	75.44
08-12-2021	65,500	36,650	31,620	75.45
09-12-2021	65,400	36,850	31,680	75.52
10-12-2021	65,350	36,900	31,610	75.76
11-12-2021	65,250	36,850	31,610	75.76



GUJCOT TRADE ASSOCIATION

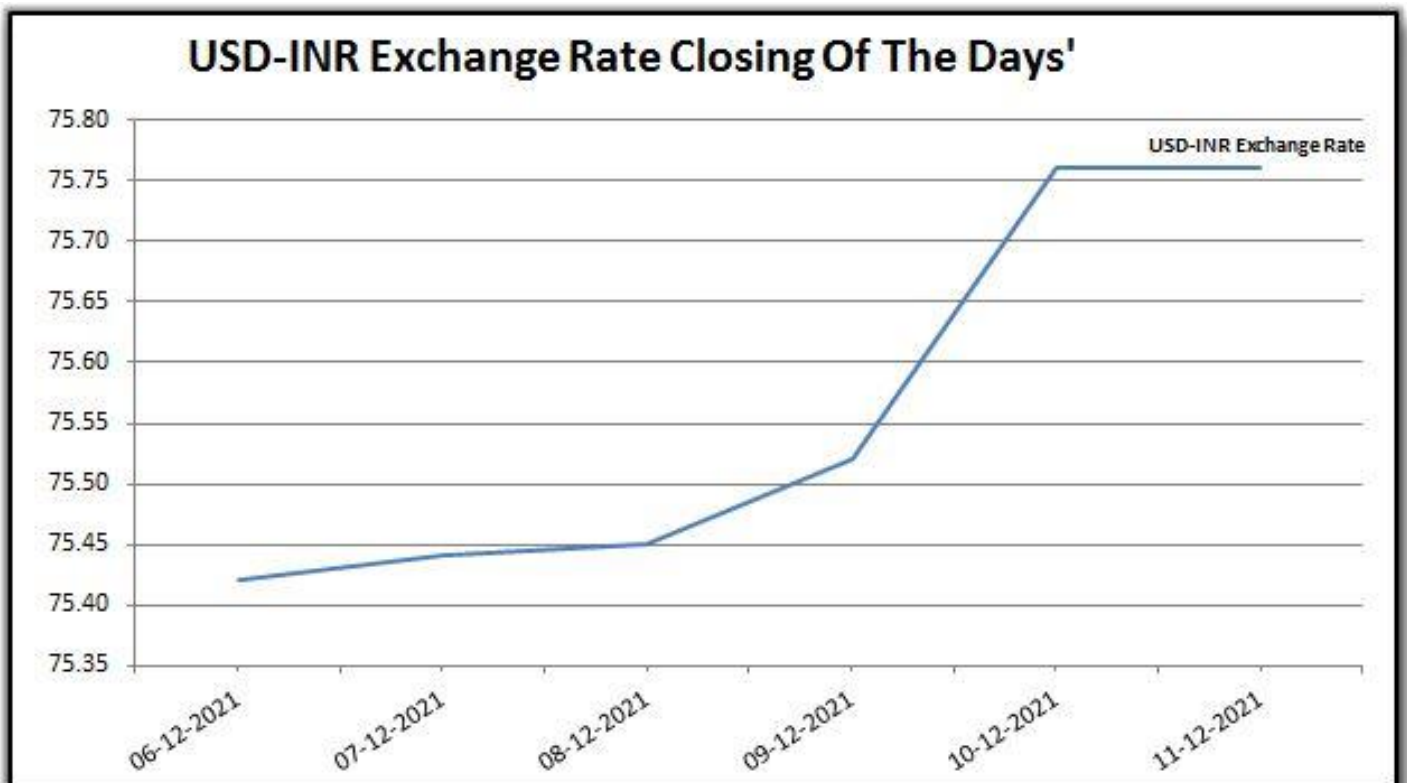
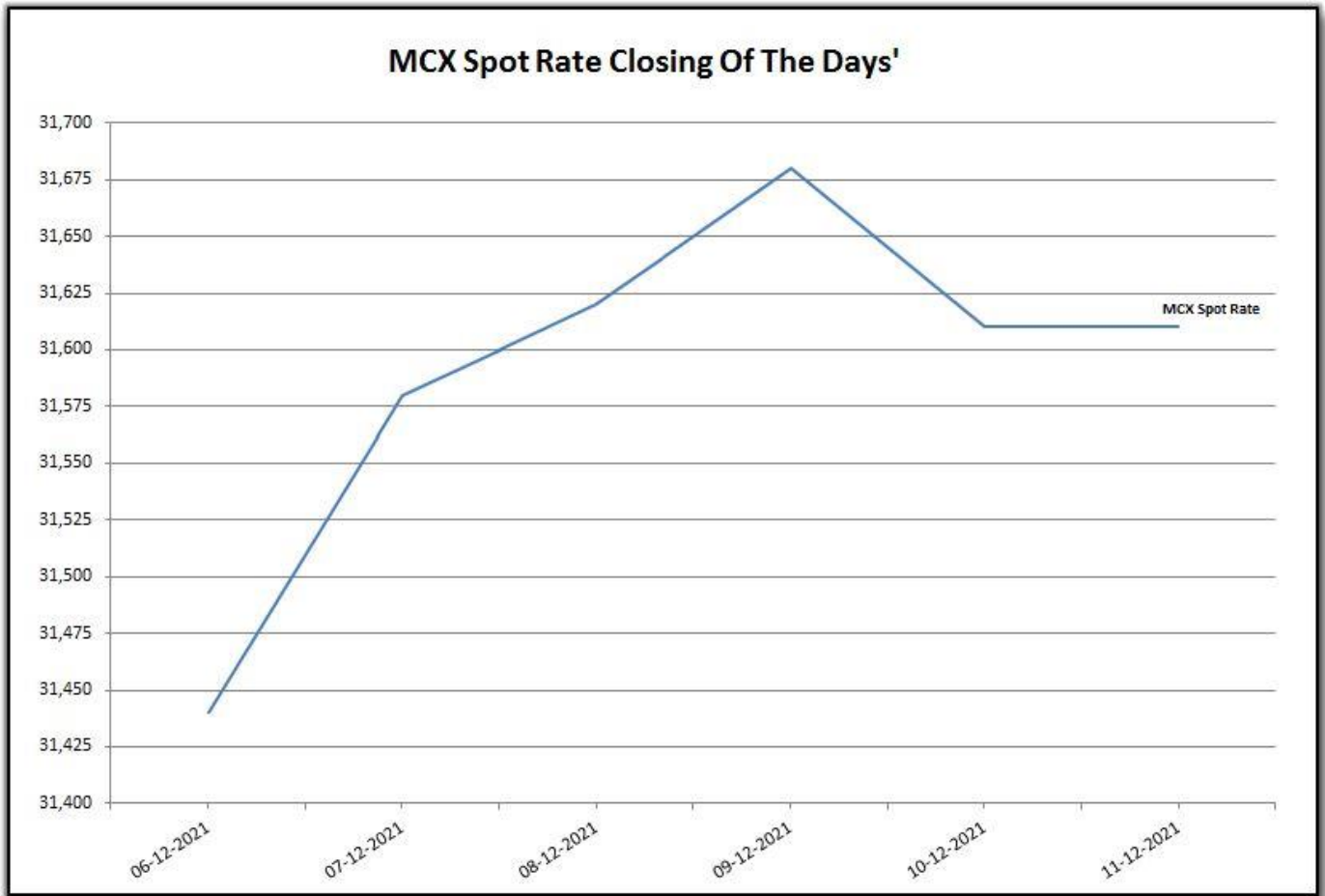
WEEKLY REPORT 11-Dec-2021





GUJCOT TRADE ASSOCIATION

WEEKLY REPORT 11-Dec-2021

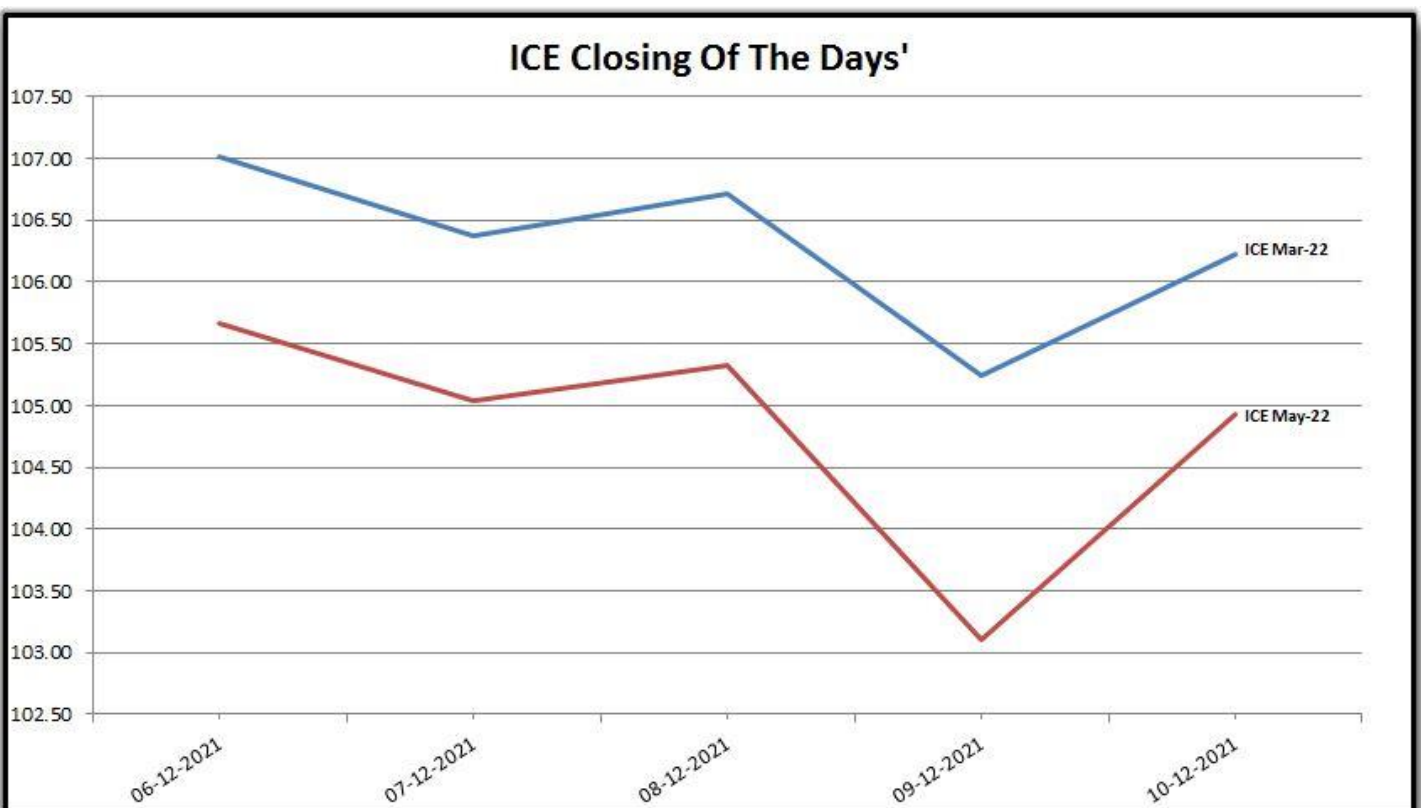
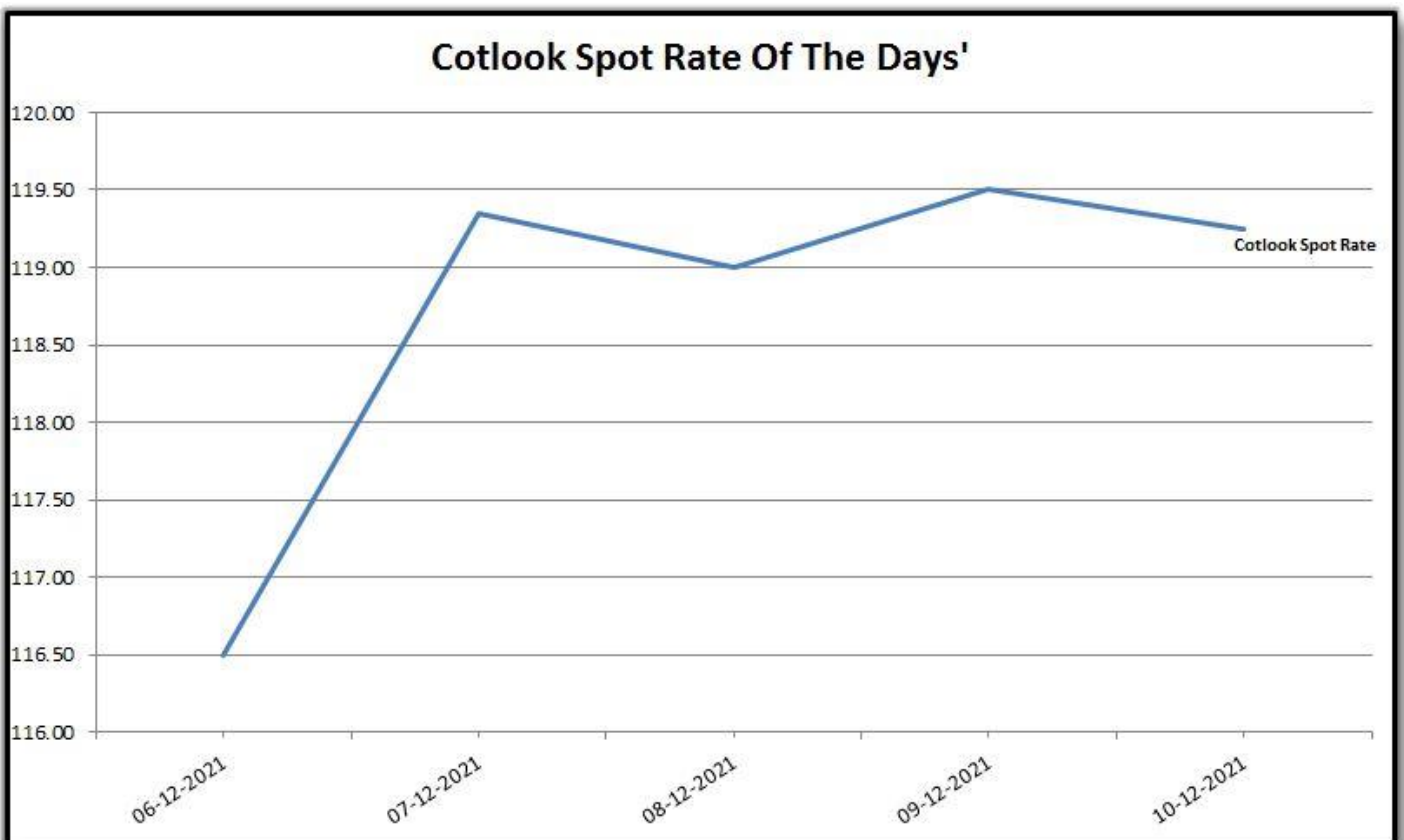




GUJCOT TRADE ASSOCIATION

WEEKLY REPORT 11-Dec-2021

Foreign Indices			
Date	Cotlook	ICE	
	Spot Rate	Mar-22	May-22
06-12-2021	116.50	107.01	105.67
07-12-2021	119.35	106.37	105.04
08-12-2021	119.00	106.72	105.32
09-12-2021	119.50	105.24	103.10
10-12-2021	119.25	106.23	104.93





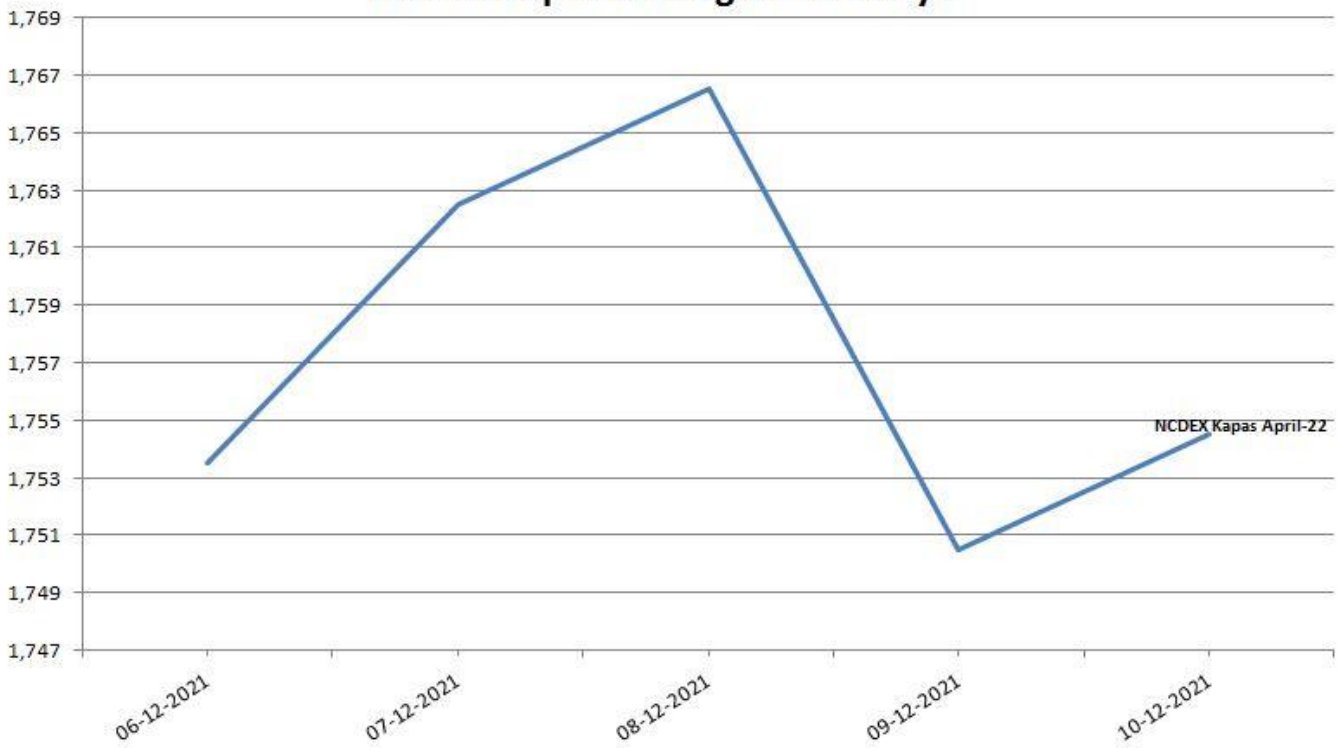
GUJCOT TRADE ASSOCIATION

WEEKLY REPORT 11-Dec-2021

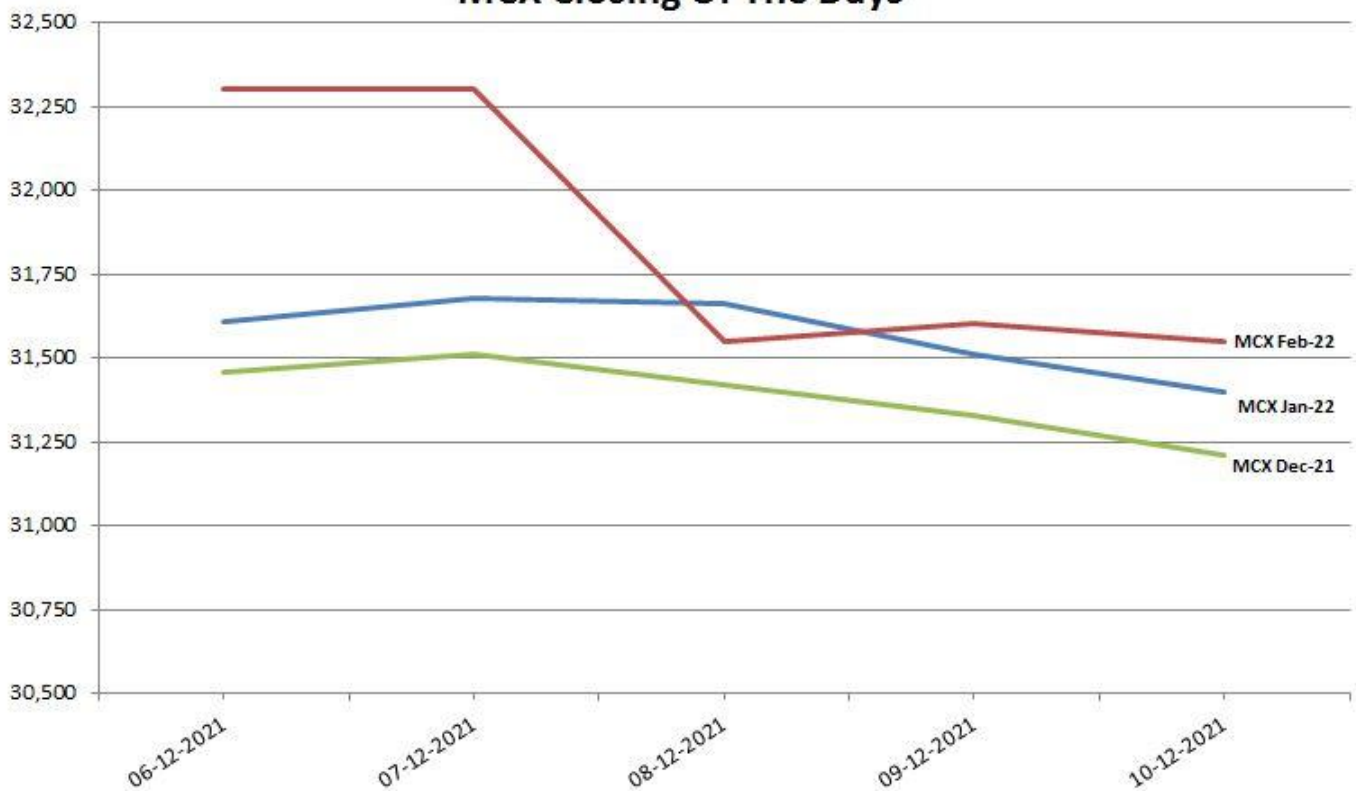
Indian Indices

Date	NCDEX Kapas	MCX		
	April	Nov-21	Dec-21	Jan-22
06-12-2021	1753.50	31,460	31,610	32,300
07-12-2021	1762.50	31,510	31,680	32,300
08-12-2021	1766.50	31,420	31,660	31,550
09-12-2021	1750.50	31,330	31,510	31,600
10-12-2021	1754.50	31,210	31,400	31,550

NCDEX Kapas Closing Of The Days'



MCX Closing Of The Days'





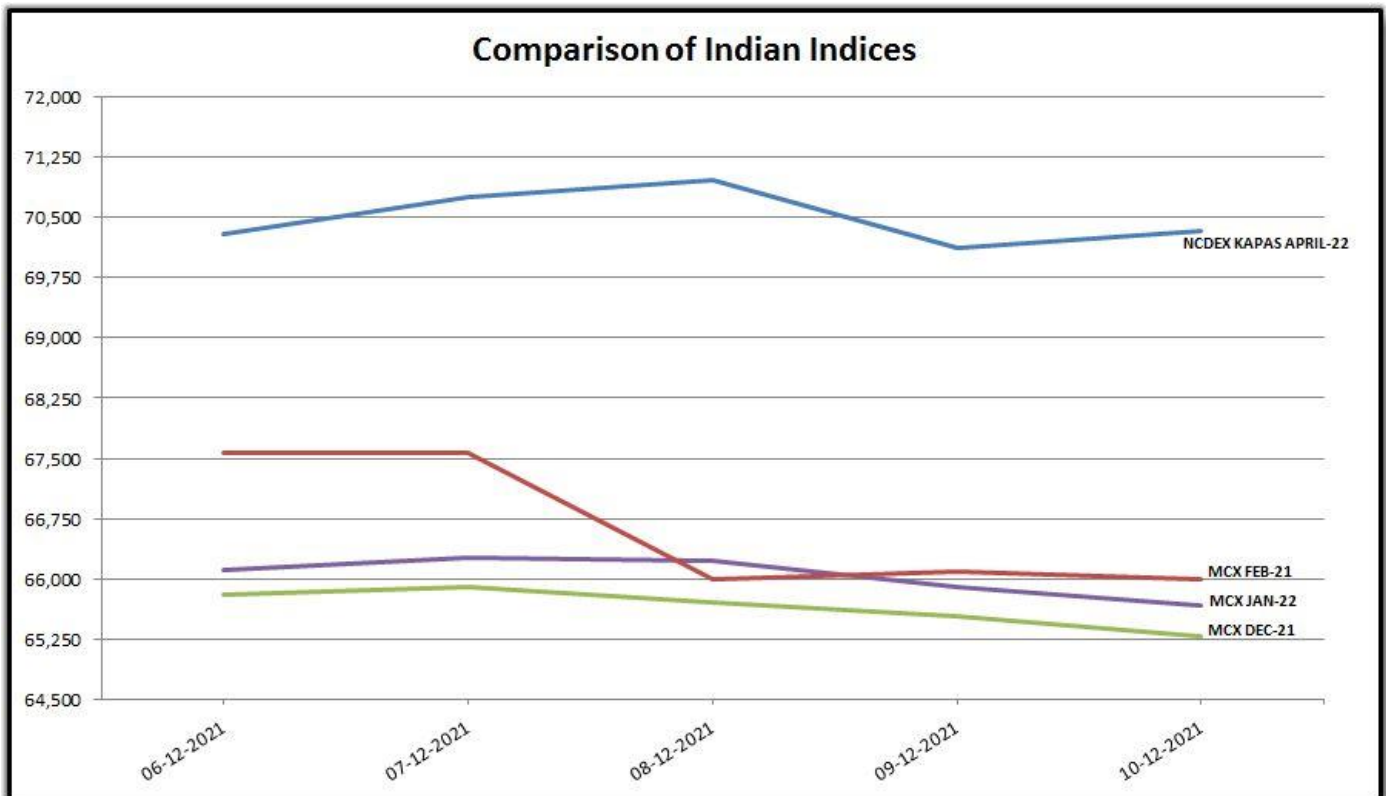
GUJCOT TRADE ASSOCIATION

WEEKLY REPORT 11-Dec-2021

Indian Indices in Candy Rate

Date	NCDEX Kapas	MCX		
	April	Aug-21	Oct-21	Nov-21
06-12-2021	70,283	65,805	66,119	67,562
07-12-2021	70,754	65,909	66,265	67,562
08-12-2021	70,963	65,721	66,223	65,993
09-12-2021	70,126	65,533	65,909	66,098
10-12-2021	70,336	65,282	65,679	65,993

Remark :- For NCDEX Kapas we have taken seed rate 700/20 Kg to convert in Candy.

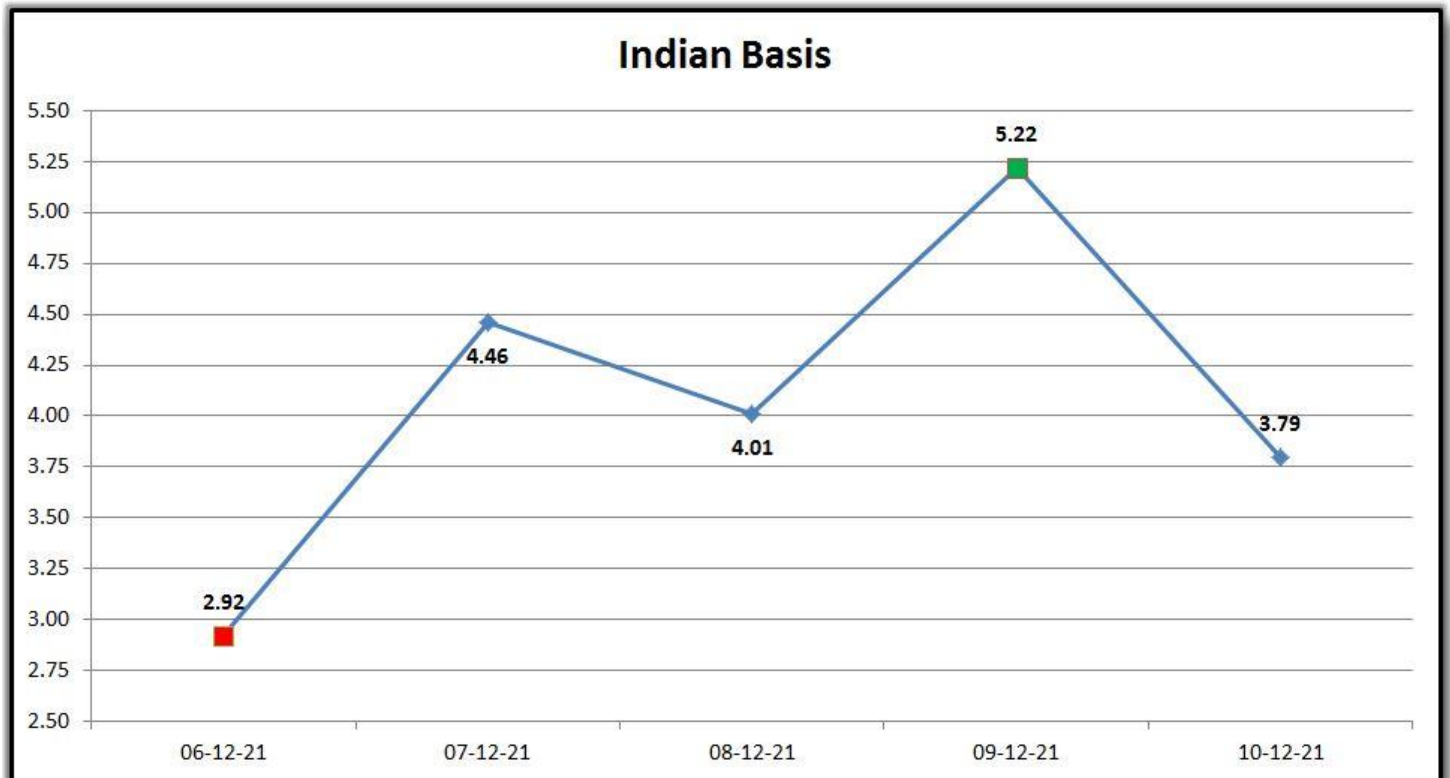




GUJCOT TRADE ASSOCIATION

WEEKLY REPORT 11-Dec-2021

Indian Basis					
DATE	29 MM	USD-INR	CENTS/LB	ICE MAR	BASIS
06-12-21	65,000	75.42	109.93	107.01	2.92
07-12-21	65,550	75.44	110.83	106.37	4.46
08-12-21	65,500	75.45	110.73	106.72	4.01
09-12-21	65,400	75.52	110.46	105.24	5.22
10-12-21	65,350	75.76	110.02	106.23	3.79





GUJCOT TRADE ASSOCIATION

WEEKLY REPORT 11-Dec-2021

IN THE WEEK AHEAD

- Friday at 2:30 p.m. Central – Commitments of Traders
- Monday at 3:00 p.m. Central – Crop Progress and Condition
- Thursday at 7:30 a.m. Central – Export Sales Report
- Thursday at 11:00 a.m. Central – WASDE
- Thursday at 11:00 a.m. Central – Crop Production
- Thursday at 2:30 p.m. Central – Cotton-On-Call

One stop solution for all cotton related reports and information.

Visit <https://www.gujcot.com>. It's updated every day in real time.

You can view

- Gujarat Daily Spot Rate at 5:30 pm and Historical Data
- Gujarat Latest Pressing Report and Historical Data
- Daily Weather Report
- Cotton Advisory Board Balance sheet and Area, Production, Yield reports from cotton season 1991-1992 to 2017-2018 estimate available from Menu->Reports
- All Historical Gujcot Weekly Reports Menu->Reports
- All India Cotton Sowing data
- Gujarat Cotton Sowing District wise Report
- US Export Sales Report
- US Crop Progress Report
- China Cotton Auction Update
- International Cotton Indices and Spot Rates.
- USDA WASDE Report
- ICE Cotton On Call Report
- And All other National & International reports and upcoming events

Report Sponsors:

Click on Sponsor's Logo to visit Sponsor's Website



Report prepared by

Milan Rajpara

Manager

Gujcot Trade Association